

This document is uncontrolled when printed. Before use, check the Knowledge Base within the McLaren Retailer Portal to verify that this is the current version.

## Document Information

**Location:** Chassis - Suspension

**Topic:** Multiple warnings on the driver's display and unable to use nose lift and perform mode changes.

**Condition:** When the ignition is switched ON.

**Diagnostic Trouble Codes:**

TCU:

U015687 Lost Communication With CCU module

U015688 ABR Lost Communication With CCU module

ECM:

U012B87 CAN communications: CCU Timeout

ESP:

U004F00 ComScl: PDU CCU\_1- Timeout error

U005300 ComScl: PDU CCU\_2- Timeout error

U006900 ComScl: PDU CCU\_3- Timeout error

SCUG:

U013200 Lost communication with CCU

EPHS:

U012200 Lost communication with CCU

## Measure

In the event of a customer complaint that multiple warning messages are displayed on the driver's display and unable to change suspension modes, please follow the steps below to verify the concern.

1. Connect the MDS and confirm if various control units have DTCs for no communication with the Chassis Control Unit (CCU). If yes, proceed to the next steps. If no DTCs for loss of communication with the CCU are recorded, this MTI is not applicable.
2. Locate the three grounds GRND1, GRND38, GRND3R (refer to attachments for images)

Refer to SIS Wiring Diagrams DA-WD-B00301-01 - Chassis Control Unit S1 if you need more information about the ground points.

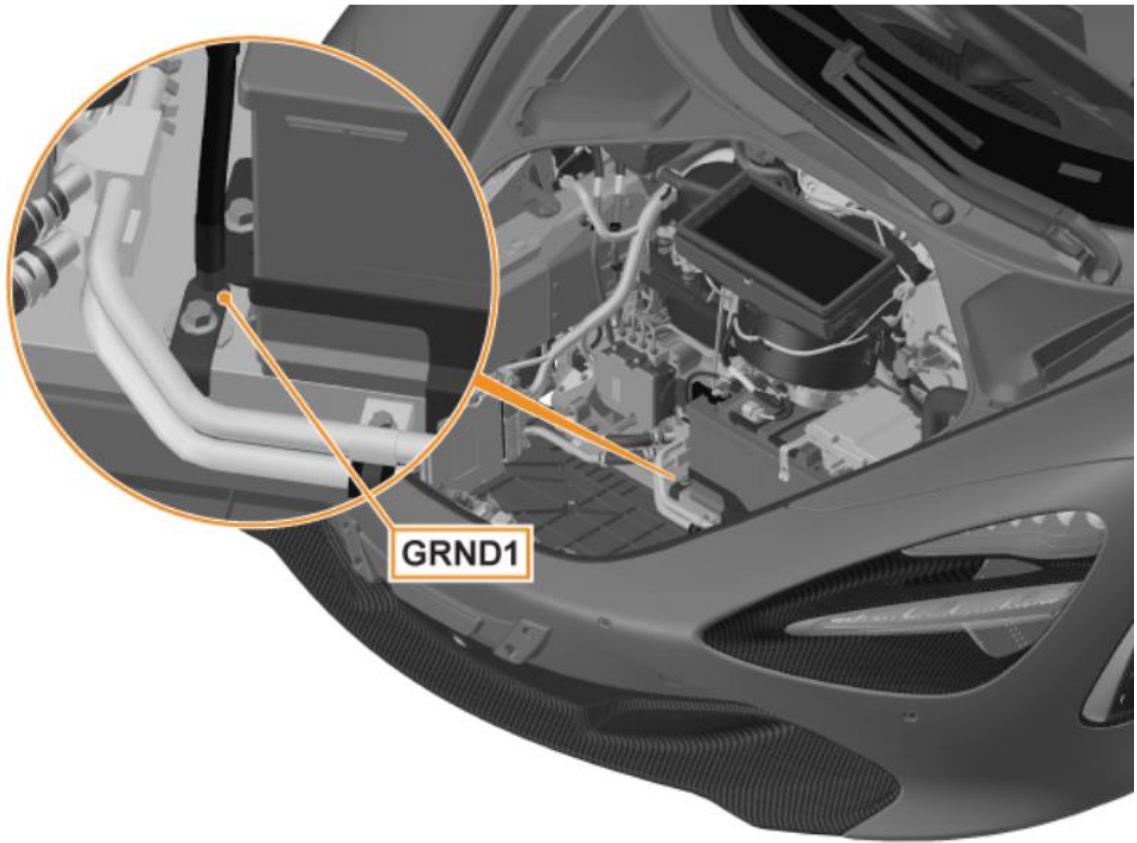
3. Remove ground point and clean contact surfaces.
4. Reinstall all three ground points.
5. Clear all DTCs with the MDS.
6. Ensure the 12V battery is fully charged.
7. Check the operation of the vehicle.

Poor ground(s) contact may have caused the CCU to remain in sleep and as a result most of the powertrain and chassis control units have lost communication with CCU.

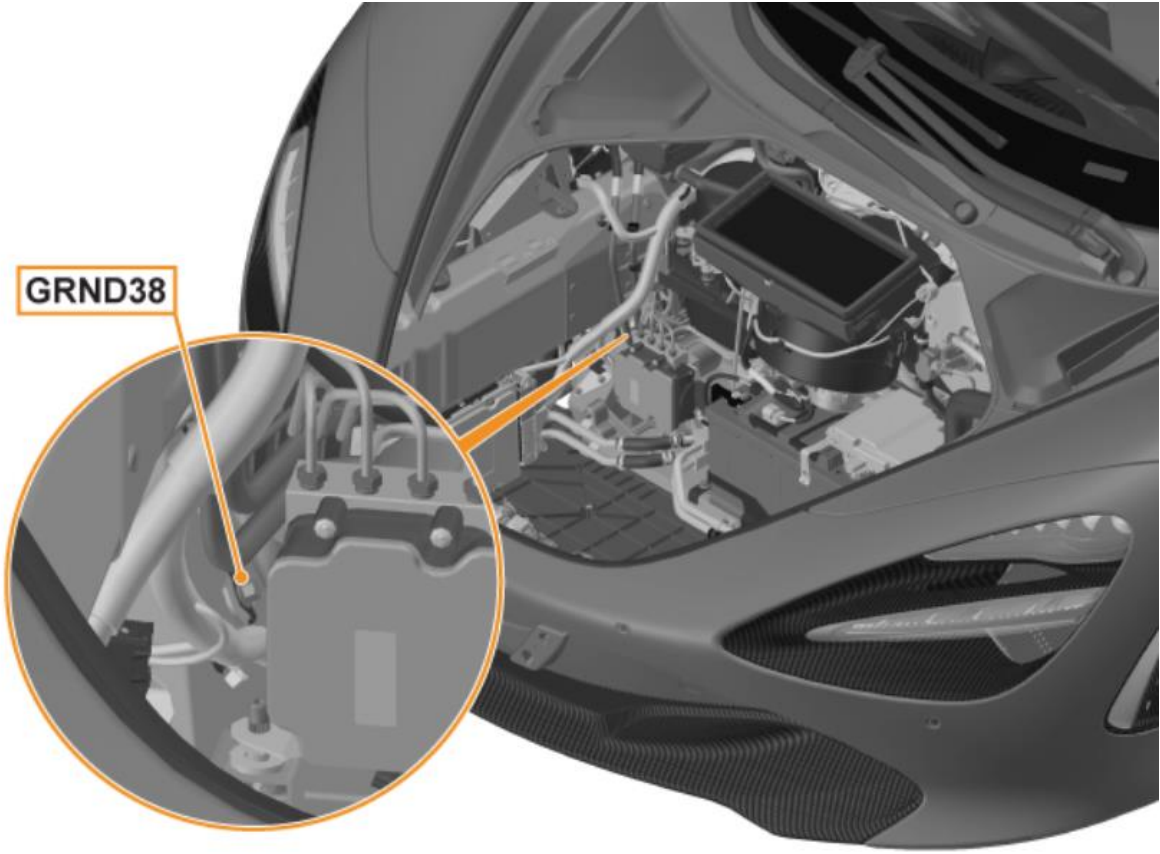
## Parts Information

N/A

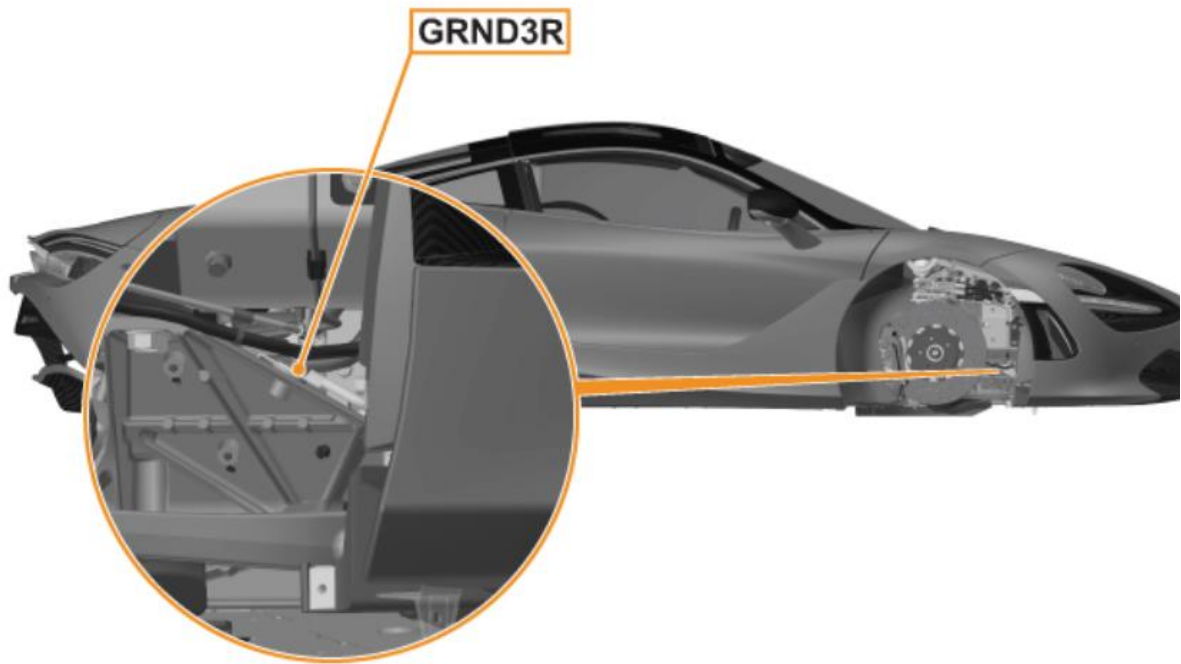
## Attachments



GRND1



GRND38



## KA Update Information

23/04/2021 KA Review

This document is uncontrolled when printed. Before use, check the Knowledge Base within the McLaren Retailer Portal to verify that this is the current version.